



www.spacresearch.com

US SPAC MONITOR

Sep 16, 2024

This Presentation (the “Presentation”) is provided on a strictly informational basis only. By reviewing or reading this Presentation, you will be deemed to have agreed to the obligations and restrictions set out below. Without the express prior written consent of SPAC Research LLC, the Presentation and any information contained within it may not be (i) reproduced (in whole or in part), (ii) copied at any time, (iii) used for making investment decisions. This Presentation does not constitute or form part of, and should not be construed as, an offer, invitation or inducement to purchase or subscribe for securities nor shall it or any part of it form the basis of, or be relied on in connection with, any contract or commitment whatsoever. This Presentation does not constitute either advice or a recommendation regarding any securities. This Presentation shall not constitute an offer to sell or the solicitation of an offer to buy nor shall there be any sale of these securities in any state in which such offer, solicitation or sale would be unlawful prior to registration or qualification under the securities laws of any such state.

No representations or warranties, express or implied are given in, or in respect of, this Presentation. To the fullest extent permitted by law in no circumstances will SPAC Research, or any of its respective subsidiaries, shareholders, affiliates, representatives, partners, directors, officers, employees, advisers or agents be responsible or liable for any direct, indirect or consequential loss or loss of profit arising from the use of this Presentation, its contents (including economic models or any other materials from SPAC Research), its omissions, reliance on the information contained within it, or on opinions communicated in relation thereto or otherwise arising in connection therewith. The information contained in this Presentation has not been independently verified. Recipients of this Presentation are not to construe its contents, or any prior or subsequent communications from or with SPAC Research or its representatives as investment, legal or tax advice. In addition, this Presentation does not purport to be all-inclusive or to contain all the information related to the subject matter. Recipients of this Presentation should each make their own evaluation of the subject matter and of the relevance and adequacy of the information and should make such other investigations as they deem necessary.

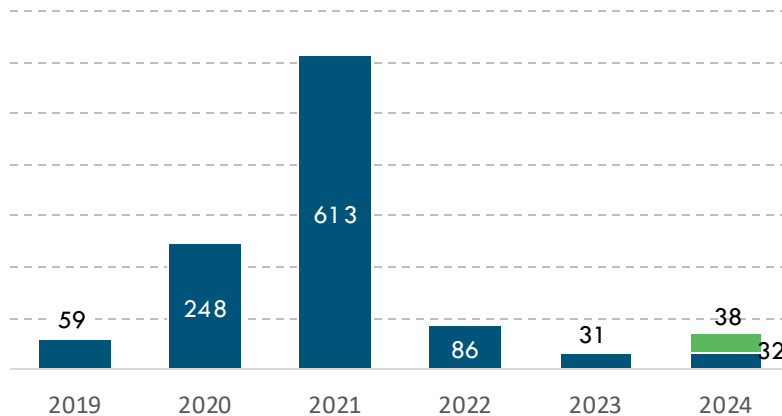
This Presentation contains illustrative returns, projections, estimates and beliefs and similar information (“Forward Looking Information”). Forward Looking Information is subject to inherent uncertainties and qualifications and is based on numerous assumptions, in each case whether or not identified in the Presentation. Forward Looking Information is provided for illustrative purposes only and is not intended to serve as and must not be relied on by any investor as, a guarantee, an assurance, a prediction or a definitive statement of fact or probability. Nothing in this Presentation should be construed as a profit forecast. Actual events and circumstances are difficult or impossible to predict and will differ from assumptions. Some important factors that could cause actual results to differ materially from those in any Forward-Looking Information could include changes in domestic and foreign business, market, Financials, political, and legal conditions. There can be no assurance that any Forward-Looking Information will be realized, and the performance may be materially and adversely different from the Forward-Looking Information. The Forward-Looking Information speaks only as of the date of this Presentation. SPAC Research expressly disclaims any obligation or undertaking to release any updates or revisions to any Forward Looking Information to reflect any change in SPAC Research’s expectations with regard thereto or any changes in events, conditions or circumstances on which any Forward Looking Information is based. Accordingly, undue reliance should not be placed upon the Forward-Looking Information.

The communication of this Presentation is restricted by law; it is not intended for distribution to, or use by any person in, any jurisdiction where such distribution or use would be contrary to local law or regulation. This Agreement supersedes and replaces all previous oral or written agreements, memoranda, correspondence, or other communications between the parties hereto relating to the subject matter hereof.

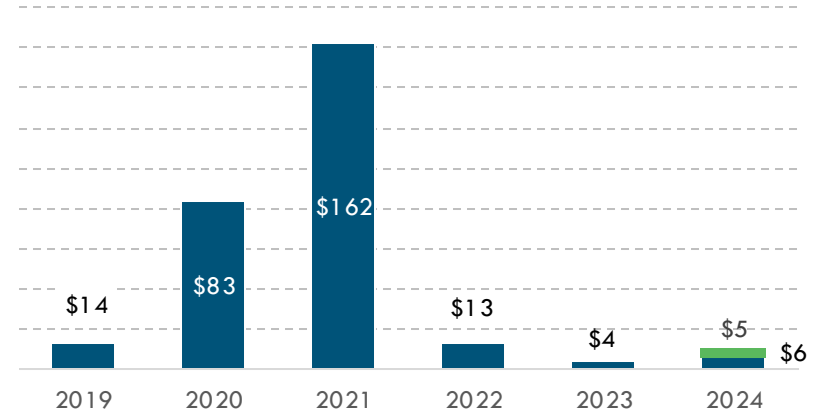
SPAC IPO & DEAL ACTIVITY

■ IPO Priced/Deals Closed ■ Filed but pending

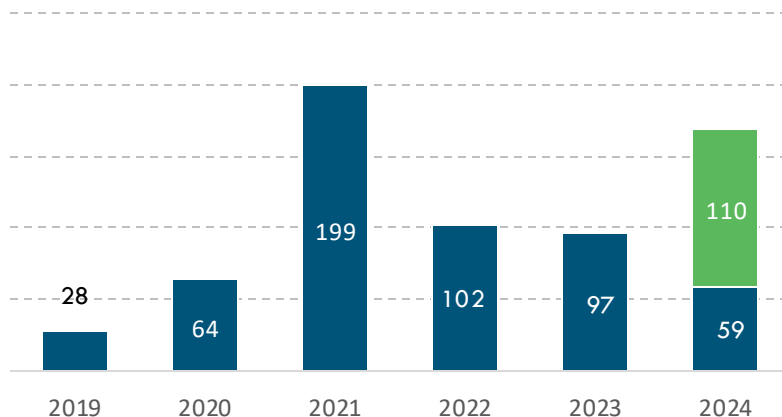
Number of SPAC IPOs



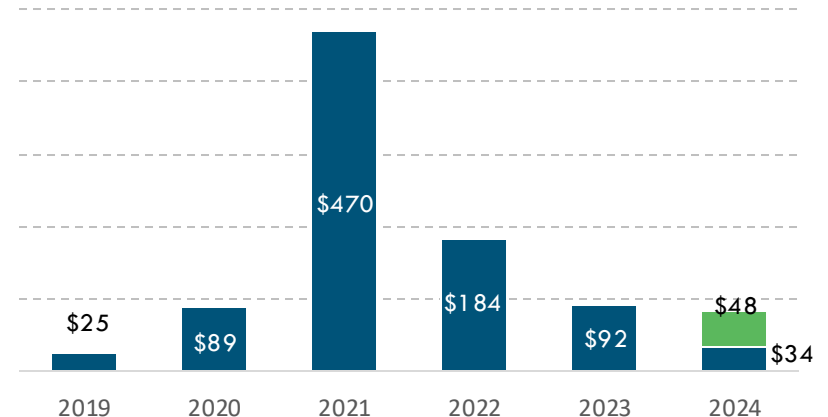
Value of SPAC IPOs, \$billion



Number of SPAC Deals



Value of SPAC Deals, \$billion



CURRENT SPAC PIPELINE

| Current SPAC Pipeline | Number | Value, \$billion | |
|-----------------------|--------|------------------|------|
| S-1 Filings | 38 | 4.9 | |
| Total Active SPACs | 207 | 13.3 | |
| - Searching for Deals | 97 | 9.3 | |
| - Live Deals | 110 | IPO: | 4.0 |
| | | EV: | 48.2 |
| Closed Deals | 59 | 33.5 | |
| Liquidated SPACs | 32 | 9.5 | |

WEEKLY SPAC ACTIVITY

| SPAC Activity Last Week | Number | Value, \$million | |
|-------------------------|--------|------------------|-------|
| S-1 Filings | 0 | 0 | |
| IPOs | 1 | 50 | |
| New Deals Announced | 2 | IPO: | 345 |
| | | EV: | 1,560 |
| Deals Closed | 1 | IPO: | 319 |
| | | EV: | 281 |
| Liquidated SPACs | 1 | 76 | |

SPAC IPOs: LAST WEEK

| SPAC | Ticker | IPO Size, \$M | IPO Unit | Focus | Sponsor(s) | IPO Date | Fri Price, \$ |
|------------------------------------|--------|------------------|----------|------------------|--------------------------------|-------------|---------------|
| Future Vision II Acquisition Corp. | FVNNU | 50 | S+R | Technology, Asia | 1 st time SPAC team | 12-Sep | 9.97 |

SPAC S-1 FILINGS: LAST WEEK

| SPAC | Ticker | Filed IPO Size, \$M | IPO Unit | Focus | Sponsor(s) | Filing Date |
|------|--------|------------------------|----------|-------|------------|----------------|
| N/A | | | | | | |

LIVE DEALS (I)

| SPAC | Ticker | Target | Focus | EV, \$M | EV/IPO | Deals Announced | Fri Price, \$ |
|---|--------|---------------------------------------|---------------------------|---------|--------|-----------------|---------------|
| Alpha Star Acquisition Corp | ALSA | XDATA | Financial, Europe | TBD | TBD | 13-Sep | 11.60 |
| Southport Acquisition Corporation | PORT | Angel Studios | Media & Entertainment, US | 1,560 | 6.8x | 11-Sep | 11.20 |
| Compass Digital Acquisition Corp. | CDAQ | EEW Renewables | Energy, Global | 386 | 1.8x | 6-Sep | 10.83 |
| Evergreen Corp | EVGR | Forekast | Technology, US | 105 | 0.9x | 5-Sep | 11.61 |
| Keen Vision Acquisition Corporation | KVAC | Medera | Healthcare, US | 623 | 4.2x | 5-Sep | 10.72 |
| Denali Capital Acquisition Corp. | DECA | Semnur Pharmaceuticals | Healthcare, US | TBD | TBD | 3-Sep | 11.51 |
| PowerUp Acquisition Corp. | PWUP | Aspire Biopharma | Healthcare, US | TBD | TBD | 30-Aug | 11.53 |
| Agriculture & Natural Solutions Acquisition Corporation | ANSC | Australian Food & Agriculture Company | Food, Global | 625 | 1.8x | 29-Aug | 10.35 |
| Cactus Acquisition Corp. 1 Ltd | CCTS | Tembo E-LV | Automotive, Europe | 904 | 7.1 x | 29-Aug | 11.45 |
| Mountain Crest Acquisition Corp. V | MCAG | CUBEBIO | Healthcare, Asia | TBD | TBD | 29-Aug | 11.17 |

LIVE DEALS (II)

| SPAC | Ticker | Target | Focus | EV, \$M | EV/IPO | Deals Announced | Fri Price, \$ |
|---|--------|------------------------------------|-----------------------------|---------|--------|-----------------|---------------|
| Concord Acquisition Corp II | CNDA | Events.com | Media & Entertainment, US | 399 | 1.4x | 27-Aug | 10.42 |
| Plum Acquisition Corp. III | PLMJ | Tactical Resources | Materials, US | 589 | 2.1x | 23-Aug | 10.87 |
| Inflection Point Acquisition Corp. II | IPXX | USA Rare Earth | Materials, US | 870 | 3.5x | 22-Aug | 10.71 |
| Yotta Acquisition Corporation | YOTA | DRIVEit Financial Auto Group, Inc. | Automotive, US | TBD | TBD | 21-Aug | 11.06 |
| AlphaVest Acquisition Corp. | ATMV | AMC Corporation | Consumer, Global | TBD | TBD | 19-Aug | 11.13 |
| Healthcare AI Acquisition Corp. | HAIA | Leading Group | Financial, Asia | 430 | 2.0x | 15-Aug | 11.28 |
| Integrated Rail and Resources Acquisition Corp. | IRRX | Tar Sands Holding II | Materials, US | TBD | TBD | 12-Aug | 11.02 |
| Bukit Jalil Global Acquisition 1 Ltd. | BUJA | Global IBO Group | Media & Entertainment, Asia | TBD | TBD | 9-Aug | 10.82 |
| FTAC Emerald Acquisition Corp. | FLD | Fold | Financial, US | 381 | 1.5x | 24-Jul | 10.82 |
| Trailblazer Merger Corporation I | TBMC | Cyabra Strategy | Technology, EEMEA | 70 | 1.0x | 23-Jul | 10.93 |

LIVE DEALS (III)

| SPAC | Ticker | Target | Focus | EV, \$M | EV/IPO | Deals Announced | Fri Price, \$ |
|--|--------|-------------------------------|--------------------|---------|--------|-----------------|---------------|
| Maquia Capital Acquisition Corporation | MAQC | Velocium | Technology, US | 445 | 2.6x | 22-Jul | 11.20 |
| Chain Bridge I | CBRG | Phytanix Bio | Healthcare, US | 58 | 0.3x | 22-Jul | 11.26 |
| Aquaron Acquisition Corp. | AQU | HUTURE | Automotive, Asia | 1,000 | 18.5x | 12-Jul | 11.00 |
| AI Transportation Acquisition Corp | AITR | American Metals | Materials, US | TBD | TBD | 1-Jul | 10.48 |
| Arogo Capital Acquisition Corp. | AOGO | Ayurcann | Cannabis, US | 210 | 2.0x | 27-Jun | 10.96 |
| Coliseum Acquisition Corp. | MITA | Rain Enhancement Technologies | Technology, Global | 45 | 0.3x | 26-Jun | 11.13 |
| Goldenstone Acquisition Ltd. | GDST | Infintium Fuel Cell Systems | Energy, US | 130 | 2.2x | 26-Jun | 11.22 |
| Cartica Acquisition Corp | CITE | Nidar Infrastructure | Technology, Asia | 4,157 | 18.1x | 24-Jun | 11.38 |
| Aimei Health Technology Co., Ltd | AFJK | United Hydrogen Group | Energy, Asia | 1,600 | 23.2x | 20-Jun | 10.48 |
| Hennessy Capital Investment Corp. VI | HCVI | Namib Minerals | Industrial, EEMEA | 500 | 1.5x | 18-Jun | 10.66 |

LIVE DEALS (IV)

| SPAC | Ticker | Target | Focus | EV, \$M | EV/IPO | Deals Announced | Fri Price, \$ |
|--|--------|--------------------------|------------------------------|---------|--------|-----------------|---------------|
| Bayview Acquisition Corp | BAYA | Oabay | Financial, Asia | 393 | 6.6x | 7-Jun | 10.37 |
| Swiftmerge Acquisition Corp. | IVCP | AleAnna | Energy, Europe | TBD | TBD | 5-Jun | 11.04 |
| Integrated Wellness Acquisition Corp | WEL | Btab Ecommerce Group | Technology, Global | TBD | TBD | 31-May | 11.76 |
| Distoken Acquisition Corporation | DIST | Youlife | Consumer, Asia | TBD | TBD | 20-May | 10.86 |
| Hudson Acquisition I Corp. | HUDA | Aiways Automobile Europe | Automotive, Global | TBD | TBD | 15-May | 12.55 |
| Battery Future Acquisition Corp. | BFAC | Class Over | Consumer, Global | 135 | 0.4x | 14-May | 11.12 |
| WinVest Acquisition Corp. | WINV | Xtribe | Technology, Europe | 147 | 1.3x | 9-May | 11.55 |
| Blockchain Coinvestors Acquisition Corp. I | BCSA | Linqto | Financial, Global | 700 | 2.3x | 9-Apr | 11.21 |
| JVSPAC Acquisition Corp. | JVSA | Hotel101 | Travel & Hospitality, Global | TBD | TBD | 8-Apr | 10.33 |
| Welsbach Technology Metals Acquisition Corp. | WTMA | Evolution Metals | Materials, Global | TBD | TBD | 29-Mar | 11.11 |

LIVE DEALS (V)

| SPAC | Ticker | Target | Focus | EV, \$M | EV/IPO | Deals Announced | Fri Price, \$ |
|---|--------|-------------------------------------|----------------------------|---------|--------|-----------------|---------------|
| IX Acquisition Corp. | IXAQ | AERKOMM | Technology, US | 240 | 1.0x | 29-Mar | 11.47 |
| Bannix Acquisition Corp. | BNIX | VisionWave Technologies | Technology, US | TBD | TBD | 27-Mar | 11.16 |
| APx Acquisition Corp. I | APXI | OmnigenicsAI Corp, MultiplAI Health | Healthcare, Global | 340 | 2.0x | 26-Mar | 11.63 |
| ShoulderUp Technology Acquisition Corp. | SUAC | SEE ID | Technology, US | 130 | 0.4x | 22-Mar | 9.91 |
| Focus Impact BH3 Acquisition Company | BHAC | XCF Global Capital | Real Estate, Global | 1,841 | 8.0x | 12-Mar | 10.55 |
| Rigel Resource Acquisition Corp. | RRAC | Aurous | Materials, EEMEA | 458 | 1.5x | 11-Mar | 11.45 |
| Aetherium Acquisition Corp | GMFI | Capital A International | Travel & Hospitality, Asia | 1,150 | 10.0x | 28-Feb | - |
| SK Growth Opportunities Corporation | SKGR | Webull | Financial, Global | 7,287 | 34.7x | 28-Feb | 11.26 |
| AltEnergy Acquisition Corp. | AEAE | Car Tech | Automotive, Global | TBD | TBD | 21-Feb | 11.11 |
| Acri Capital Acquisition Corporation | ACAC | Foxx Development | Technology, US | TBD | TBD | 20-Feb | 11.60 |

LIVE DEALS (VI)

| SPAC | Ticker | Target | Focus | EV, \$M | EV/IPO | Deals Announced | Fri Price, \$ |
|-----------------------------------|--------|----------------------------|----------------------------|---------|--------|-----------------|---------------|
| SDCL EDGE Acquisition Corporation | SEDA | cunova | Industrial, Europe | 736 | 3.7x | 20-Feb | 11.18 |
| Perception Capital Corp. III | PFTA | RBio Energy | Energy, US | TBD | TBD | 7-Feb | 10.82 |
| Slam Corp. | SLAMF | Lynk Global | Technology, Global | 914 | 1.6x | 5-Feb | 11.08 |
| Globalink Investment Inc. | GLLI | Alps Global Holding Berhad | Healthcare, Asia | 1,600 | 13.9x | 31-Jan | 11.32 |
| CSLM Acquisition Corp. | CSLM | Fusemachines | Technology, Global | TBD | TBD | 23-Jan | 11.28 |
| Bowen Acquisition Corp | BOWN | Qianzhi BioTech | Healthcare, Asia | TBD | TBD | 18-Jan | 10.72 |
| Direct Selling Acquisition Corp. | DSAQ | Hunch Mobility | Travel & Hospitality, Asia | 223 | 1.0x | 18-Jan | 11.20 |
| AlphaTime Acquisition Corp | ATMC | HCYC Asia | Financial, Asia | TBD | TBD | 5-Jan | 11.16 |
| ClimateRock | CLRC | GreenRock | Energy, Europe | TBD | TBD | 5-Jan | 11.55 |
| Roth CH Acquisition V Co. | ROCL | New Era Helium Corp. | Materials, US | 135 | 1.2x | 4-Jan | 11.24 |

LIVE DEALS (VII)

| SPAC | Ticker | Target | Focus | EV, \$M | EV/IPO | Deals Announced | Fri Price, \$ |
|---------------------------------------|--------|----------------------------------|--------------------|---------|--------|-----------------|---------------|
| OCA Acquisition Corp. | OCAX | Powermers Smart Industries, Inc. | Energy, Global | 2,067 | 13.8x | 22-Dec-2023 | 11.14 |
| Chenghe Acquisition I Co. | LATG | Femco Steel Technology Co. | Industrial, Asia | TBD | TBD | 22-Dec-2023 | 11.50 |
| BurTech Acquisition Corp. | BRKH | Blaize, Inc. | Technology, Global | 894 | 3.1 x | 22-Dec-2023 | 11.25 |
| Berenson Acquisition Corp. I | BACA | Custom Health | Healthcare, US | 261 | 0.9x | 22-Dec-2023 | 10.50 |
| Atlantic Coastal Acquisition Corp. II | ACAB | Abpro Corporation | Healthcare, US | 459 | 1.5x | 12-Dec-2023 | 11.58 |
| Achari Ventures Holdings Corp. I | AVHI | Vaso | Healthcare, Global | TBD | TBD | 7-Dec-2023 | 11.00 |
| RCF Acquisition Corp. | RCFA | Blue Gold Holdings | Materials, Global | TBD | TBD | 6-Dec-2023 | 11.44 |
| Zalatoris II Acquisition Corp | ZLS | Eco Modular | Consumer, Europe | 600 | 2.7x | 5-Dec-2023 | - |
| TMT Acquisition Corp | TMTC | eLong Power | Energy, Asia | TBD | TBD | 4-Dec-2023 | 11.15 |
| DUET Acquisition Corp. | DUET | Fenix 360 | Technology, Global | 610 | 7.1 x | 28-Nov-2023 | 11.26 |

LIVE DEALS (VIII)

| SPAC | Ticker | Target | Focus | EV, \$M | EV/IPO | Deals Announced | Fri Price, \$ |
|--|--------|------------------------|------------------------------|---------|--------|-----------------|---------------|
| Bellevue Life Sciences Acquisition Corp. | BLAC | OSR Holdings | Healthcare, Global | TBD | TBD | 16-Nov-2023 | 10.91 |
| Pyrophyte Acquisition Corp. | PHYT | Sio Silica Corporation | Materials, Global | 708 | 3.5x | 13-Nov-2023 | 11.50 |
| Fortune Rise Acquisition Corporation | FRLA | Water On Demand | Industrial, US | TBD | TBD | 24-Oct-2023 | 11.31 |
| Learn CW Investment Corporation | LCW | Innventure | Financial, Global | 440 | 1.9x | 24-Oct-2023 | 10.99 |
| Integral Acquisition Corporation 1 | INTE | Flybondi | Travel & Hospitality, Global | TBD | TBD | 20-Oct-2023 | 11.10 |
| RF Acquisition Corp. | RFAC | GLC Asia | Media & Entertainment, Asia | TBD | TBD | 18-Oct-2023 | 11.24 |
| Aimfinity Investment Corp. | AIMAU | Docter | Healthcare, Asia | TBD | TBD | 16-Oct-2023 | 11.66 |
| Insight Acquisition Corp. | INAQ | Alpha Modus | Technology, US | 175 | 0.7x | 16-Oct-2023 | 11.30 |
| Kairous Acquisition Corp. Limited | KACL | Bamboo Mart Limited | Consumer, Asia | TBD | TBD | 5-Oct-2023 | 12.20 |
| Golden Star Acquisition Corporation | GODN | Gamehaus | Media & Entertainment, US | 500 | 7.2x | 18-Sep-2023 | 10.89 |

LIVE DEALS (IX)

| SPAC | Ticker | Target | Focus | EV, \$M | EV/IPO | Deals Announced | Fri Price, \$ |
|-------------------------------------|--------|--------------------------------------|--------------------|---------|--------|-----------------|---------------|
| Sagaliam Acquisition Corp. | SAGA | Enzolytics, Inc. | Healthcare, Global | TBD | TBD | 15-Sep-2023 | - |
| Focus Impact Acquisition Corp. | FIAC | DevvStream Holdings | Energy, US | 213 | 0.9x | 13-Sep-2023 | 11.76 |
| Inception Growth Acquisition Ltd | IGTA | AgileAlgo Holdings | Technology, Global | TBD | TBD | 13-Sep-2023 | 11.31 |
| Zalatoris Acquisition Corp. | TCOA | AnyTech365 | Technology, Europe | 220 | 1.3x | 8-Sep-2023 | 11.07 |
| Mars Acquisition Corp. | MARX | ScanTech Identification Beam Systems | Technology, US | 234 | 3.4x | 5-Sep-2023 | 11.00 |
| Finnovate Acquisition Corp | FNVT | Scage International | Automotive, Asiaa | TBD | TBD | 21-Aug-2023 | 11.52 |
| Global Blockchain Acquisition Corp. | GBBK | Cardea Corporate Holdings | Financial, Global | 175 | 1.0x | 17-Aug-2023 | 11.02 |
| Oak Woods Acquisition Corp | OAKU | Huajin (China) Holdings Limited | Industrial, Asia | TBD | TBD | 14-Aug-2023 | 11.04 |
| HHG Capital Corporation | HHGC | Perfect Hexagon Group | Financial, Asia | TBD | TBD | 3-Aug-2023 | 11.65 |
| ExcelFin Acquisition Corp. | XFIN | Baird Medical | Healthcare, Asia | 280 | 1.2x | 26-Jun-2023 | 11.00 |

LIVE DEALS (X)

| SPAC | Ticker | Target | Focus | EV, \$M | EV/IPO | Deals Announced | Fri Price, \$ |
|--|--------|--------------------------------|-------------------------------|---------|--------|-----------------|---------------|
| Global Star Acquisition, Inc. | GLST | K Enter | Media & Entertainment, Asia | 610 | 6.6x | 15-Jun-2023 | 11.01 |
| Blue Ocean Acquisition Corp | BOCN | TNL Mediagene | Media & Entertainment, Asia | 275 | 1.4x | 6-Jun-2023 | 11.41 |
| Clover Leaf Capital Corp. | CLOE | Kustom Entertainment | Media & Entertainment, Global | TBD | TBD | 2-Jun-2023 | 12.00 |
| Everest Consolidator Acquisition Corporation | MNTN | Unifund Financial Technologies | Financial, US | 232 | 1.3x | 22-May-2023 | 11.29 |
| Aura FAT Projects Acquisition Corp | AFAR | Allrites Holdings | Technology, Global | 92 | 0.8x | 9-May-2023 | 11.68 |
| Investcorp Europe Acquisition Corp I | IVCB | OpSec Group | Technology, Global | 426 | 1.2x | 26-Apr-2023 | 11.48 |
| Viveon Health Acquisition Corp. | VHAQ | Clearday | Healthcare, US | 370 | 1.8x | 6-Apr-2023 | 10.00 |
| Nova Vision Acquisition Corp | NOVV | REAL Messenger | Technology, Global | 150 | 2.6x | 28-Mar-2023 | 37.00 |
| Northern Revival Acquisition Corporation | NRAC | Braiin | Food, US | 215 | 0.9x | 21-Mar-2023 | - |
| Marblegate Acquisition Corp. | GATE | DelPalma | Travel & Hospitality, US | 750 | 2.5x | 21-Feb-2023 | 10.96 |

LIVE DEALS (XI)

| SPAC | Ticker | Target | Focus | EV, \$M | EV/IPO | Deals Announced | Fri Price, \$ |
|--|--------|---------------------------|-------------------------------|---------|--------|-----------------|---------------|
| Pono Capital Two, Inc. | PTWO | SBC Medical Group | Healthcare, Asia | 1,200 | 10.4x | 1-Feb-2023 | 11.04 |
| Broad Capital Acquisition Corp | BRAC | Openmarkets | Financial, Global | 90 | 0.9x | 19-Jan-2023 | 11.32 |
| Newbury Street Acquisition Corporation | NBST | Infinite Reality | Technology, Global | TBD | TBD | 12-Dec-2022 | 10.89 |
| PHP Ventures Acquisition Corp. | PPHP | Modulex Modular Buildings | Technology, Europe | 738 | 12.7x | 8-Dec-2022 | - |
| Iris Acquisition Corp | IRAA | Liminatus Pharm | Healthcare, US | 334 | 1.2x | 30-Nov-2022 | 10.51 |
| Western Acquisition Ventures Corp. | WAVS | Cycurion | Technology, Global | 170 | 1.5x | 22-Nov-2022 | 10.54 |
| Goal Acquisitions Corp. | PUCK | Digital Virgo | Media & Entertainment, Global | 598 | 2.3x | 17-Nov-2022 | 10.89 |
| NorthView Acquisition Corporation | NVAC | Profusa | Healthcare, Global | 270 | 1.4x | 7-Nov-2022 | 12.00 |
| Technology & Telecommunication Acquisition Corporation | TETE | Super Apps Holdings | Financial, Asia | 1,100 | 9.6x | 19-Oct-2022 | 12.09 |
| Thunder Bridge Capital Partners IV Inc. | THCP | Coincheck | Financial, Asia | 1,250 | 5.3x | 22-Mar-2022 | 10.49 |

2024 CLOSED DEALS (I)

| SPAC | New Ticker | Target | Focus | EV, \$M | EV/IPO | Deals Closed | Fri Price, \$ |
|---------------------------------------|------------|------------------------|--------------------|---------|--------|--------------|---------------|
| Plum Acquisition Corp. I | VEEA | Veeva | Technology, Global | 281 | 0.9x | 13-Sep | 12.00 |
| InFinT Acquisition Corporation | CURR | CURRENC | Financial, Global | 400 | 2.0x | 30-Aug | 2.50 |
| Moringa Acquisition Corp | SLXN | Silexion | Healthcare, EEMEA | - | - | 15-Aug | 1.01 |
| Armada Acquisition Corp. I | RZLV | Rezolve | Technology, Global | 1,600 | 10.7x | 15-Aug | 6.33 |
| Golden Arrow Merger Corp. | BSLK | Bolt Threads | Consumer, US | 346 | 1.2x | 13-Aug | 1.23 |
| TenX Keane Acquisition | CTOR | Citius Pharmaceuticals | Healthcare, US | - | - | 12-Aug | 1.63 |
| Genesis Growth Tech Acquisition Corp. | GGAUF | MindMaze | Healthcare, Europe | - | - | 9-Aug | 4.00 |
| Tristar Acquisition I Corp. | HPAI | Helpert Limited | Technology, Global | 335 | 1.5x | 2-Aug | 5.59 |
| ARYA Sciences Acquisition Corp IV | ADGM | Adagio Medical | Healthcare, US | 116 | 0.8x | 31-Jul | 4.08 |
| Cetus Capital Acquisition Corp. | MKDW | MKD Technology | Technology, Asia | - | - | 31-Jul | 0.91 |

2024 CLOSED DEALS (II)

| SPAC | New Ticker | Target | Focus | EV, \$M | EV/IPO | Deals Closed | Fri Price, \$ |
|---|------------|--------------------|--------------------|---------|--------|--------------|---------------|
| Project Energy Reimagined Acquisition Corp. | PITA | Heramba Electric | Energy, Global | 428 | 1.6x | 29-Jul | 2.23 |
| AIB Acquisition Corporation | PSIG | PSI Holdings | Industrial, Global | 200 | 2.3x | 18-Jul | 0.98 |
| Monterey Capital Acquisition Corporation | CNTM | ConnectM | Energy, Global | - | - | 12-Jul | 1.13 |
| Catcha Investment Corp | CGBS | Crown LNG Holdings | Energy, Global | 685 | 2.3x | 9-Jul | 0.32 |
| Global Partner Acquisition Corp II | SDST | Stardust Power | Energy, US | 493 | 1.6x | 8-Jul | 10.61 |
| Blue World Acquisition Corporation | TOYO | TOYO Solar | Energy, Global | - | - | 1-Jul | 2.78 |
| Bite Acquisition Corp. | ABVE | Above Food Corp. | Food, Global | 319 | 1.6x | 1-May | 0.63 |
| Digital Health Acquisition Corp. | VSEE | VSee Health | Healthcare, US | 110 | 0.9x | 24-Jun | 1.60 |
| Redwoods Acquisition Corp. | WENA | ANew Medical | Healthcare, Global | 97 | 0.8x | 21-Jun | 0.73 |
| Feutune Light Acquisition Corporation | AIEV | Thunder Power | Automotive, Global | 459 | 4.7x | 21-Jun | 0.46 |

2024 CLOSED DEALS (III)

| SPAC | New Ticker | Target | Focus | EV, \$M | EV/IPO | Deals Closed | Fri Price, \$ |
|--|------------|----------------------|-------------------------------|---------|--------|--------------|---------------|
| Plutonian Acquisition Corp. | DSY | Big Tree Cloud | Consumer, Asia | 500 | 8.6x | 6-Jun | 4.81 |
| Screaming Eagle Acquisition Corp. | LION | Lionsgate Studios | Media & Entertainment, Global | 4,674 | 6.2x | 13-May | 7.00 |
| AltC Acquisition Corp. | OKLO | Oklo | Energy, US | - | - | 9-May | 6.31 |
| CONX Corp. | CNXX | EchoStar Real Estate | Real Estate, US | - | - | 2-May | 3.65 |
| LAMF Global Ventures Corp. I | NUVO | Nuvo Group | Healthcare, US | - | - | 1-May | - |
| Pegasus Digital Mobility Acquisition Corp. | SHMD | SCHMID Group | Industrial, Global | 504 | 2.2x | 30-Apr | 3.74 |
| Arrowroot Acquisition Corp. | AILE | iLearningEngines | Technology, Global | 1,441 | 5.0x | 16-Apr | 1.18 |
| Keyarch Acquisition Corp | ZOOZ | ZOOZ Power | Technology, EEMEA | - | - | 4-Apr | 1.80 |
| A SPAC I Acquisition Corp. | NIVF | NewGenlvf | Healthcare, Asia | 50 | 0.7x | 3-Apr | 0.68 |
| StoneBridge Acquisition Corporation | FAAS | DigiAsia | Financial, Asia | 568 | 2.8x | 2-Apr | 1.20 |

2024 CLOSED DEALS (IV)

| SPAC | New Ticker | Target | Focus | EV, \$M | EV/IPO | Deals Closed | Fri Price, \$ |
|-------------------------------------|------------|----------------------------------|-------------------------------|---------|--------|--------------|---------------|
| Andretti Acquisition Corp. | ZPTA | Zapata Computing | Technology, Global | 283 | 1.2x | 29-Mar | 0.44 |
| Mountain Crest Acquisition Corp. IV | - | CH-AUTO | Automotive, Asia | - | - | 28-Mar | - |
| two | LPA | LatAm Logistic Properties | Real Estate, LatAm | 578 | 2.7x | 27-Mar | 10.68 |
| Concord Acquisition Corp III | GCTS | GCT Semiconductor | Technology, US | 461 | 1.3x | 26-Mar | 2.83 |
| Digital World Acquisition Corp. | DJT | Trump Media and Technology Group | Media & Entertainment, Global | 992 | 3.4x | 25-Mar | 17.97 |
| Edoc Acquisition Corp. | COOT | Australian Oilseeds Investments | Food, EEMEA | 190 | 2.1x | 21-Mar | 0.87 |
| HCM Acquisition Corp | MRNO | Murano | Real Estate, LatAm | 1,189 | 4.1x | 20-Mar | 9.50 |
| Kingswood Global Holdings Inc. | BCG | Wentworth Management Services | Financial, US | 214 | 1.9x | 19-Mar | 2.90 |
| DHC Acquisition Corp. | BNAI | Brand Engagement Network | Technology, US | 377 | 1.2x | 14-Mar | 1.02 |
| Energem Corp. | GTI | Graphjet Technology | Materials, Asia | 1,488 | 12.8x | 14-Mar | 2.40 |

2024 CLOSED DEALS (V)

| SPAC | New Ticker | Target | Focus | EV, \$M | EV/IPO | Deals Closed | Fri Price, \$ |
|---|------------|------------------------------------|-------------------|---------|--------|--------------|---------------|
| Power & Digital Infrastructure Acquisition II Corp. | AIRJ | Montana Technologies | Energy, US | 500 | 1.7x | 14-Mar | 5.91 |
| ESGEN Acquisition Corporation | ZEO | Sunergy | Energy, US | 387 | 1.4x | 13-Mar | 1.75 |
| Lakeshore Acquisition II Corp. | NMHI | Nature's Miracle Inc. | Food, US | 265 | 3.8x | 11-Mar | 0.16 |
| GigCapital5, Inc. | QTI | QT Imaging | Healthcare, US | 219 | 1.0x | 4-Mar | 0.56 |
| Arisz Acquisition Corp. | FUFU | BitFuFu | Financial, Asia | 1,511 | 21.9x | 29-Feb | 5.05 |
| Sizzle Acquisition Corp. | CRML | Critical Metals (European Lithium) | Materials, Europe | 838 | 5.4x | 27-Feb | 7.57 |
| L Catterton Asia Acquisition Corp | LOT | Lotus Technology | Automotive, Asia | 6,073 | 21.2x | 22-Feb | 5.00 |
| Chenghe Acquisition Co. | SELX | Taiwan Color Optics | Industrial, Asia | 419 | 3.6x | 15-Feb | 1.12 |
| Flame Acquisition Corp. | SOC | Sable Offshore | Energy, US | 1,002 | 3.1x | 14-Feb | 22.54 |
| Phoenix Biotech Acquisition Corp. | CERO | CERo Therapeutics | Healthcare, US | 112 | 0.6x | 14-Feb | 0.09 |

2024 CLOSED DEALS (VI)

| SPAC | New Ticker | Target | Focus | EV, \$M | EV/IPO | Deals Closed | Fri Price, \$ |
|-------------------------------------|------------|---------------------------|---------------------------|---------|--------|--------------|---------------|
| Semper Paratus Acquisition Corp | TVGN | Tevogen Bio | Healthcare, US | 1,200 | 3.5x | 14-Feb | 0.48 |
| Quantum FinTech Acquisition Corp | ATCH | AtlasClear | Financial, US | - | - | 12-Feb | 0.16 |
| Oxus Acquisition Corp. | BRLS | Borealis Foods | Food, Global | 225 | 1.3x | 7-Feb | 7.40 |
| Aurora Technology Acquisition Corp. | DHAI | DIH Holding US | Technology, Global | 321 | 1.6x | 7-Feb | 2.35 |
| Nubia Brand International Corp. | STI | Honeycomb Battery Company | Energy, US | 739 | 6.0x | 2-Feb | 0.37 |
| Deep Medicine Acquisition Corp. | TRUG | TruGolf | Media & Entertainment, US | 125 | 1.0x | 31-Jan | 1.26 |
| Newcourt Acquisition Corp | PBM | Psyence Biomed Corp | Healthcare, Global | 111 | 0.4x | 25-Jan | 0.16 |
| Pono Capital Three, Inc. | HOVR | Horizon Aircraft | Travel & Hospitality, US | 96 | 0.8x | 12-Jan | 0.79 |
| Alset Capital Acquisition Corp. | HWH | HWH International | Consumer, Global | - | - | 8-Jan | 0.45 |

IPO UNDERWRITERS: LEAGUE TABLE YTD

| Rank by Vol Sold | Underwriters | Bookrunner Volume, \$M ¹ | % Share | Bookrunner Count | % Share |
|------------------|---------------------------|-------------------------------------|---------|------------------|---------|
| 1 | Cantor Fitzgerald | 2,366 | 41.4% | 10 | 27.8% |
| 2 | BTIG | 781 | 13.7% | 3 | 8.3% |
| 3 | Clear Street | 420 | 7.4% | 2 | 5.6% |
| 4 | Citigroup | 288 | 5.0% | 1 | 2.8% |
| 5 | Cohen Capital Markets | 278 | 4.9% | 3 | 8.3% |
| 6 | EF Hutton | 219 | 3.8% | 3 | 8.3% |
| 7 | Santander | 200 | 3.5% | 1 | 2.8% |
| 8 | Stifel Nicolaus | 200 | 3.5% | 1 | 2.8% |
| 9 | Leerink Partners | 184 | 3.2% | 1 | 2.8% |
| 10 | EarlyBirdCapital | 115 | 2.0% | 1 | 2.8% |
| 11 | Maxim | 115 | 2.0% | 2 | 5.6% |
| 12 | Craft Capital Management | 100 | 1.8% | 1 | 2.8% |
| 13 | Jefferies | 86 | 1.5% | 1 | 2.8% |
| 14 | A.G.P | 69 | 1.2% | 1 | 2.8% |
| 15 | Brookline Capital Markets | 69 | 1.2% | 1 | 2.8% |
| 16 | Lucid Capital Markets | 69 | 1.2% | 1 | 2.8% |
| 17 | I-Bankers Securities | 58 | 1.0% | 1 | 2.8% |
| 18 | IB Capital | 58 | 1.0% | 1 | 2.8% |
| 19 | Seaport Global Securities | 43 | 0.8% | 1 | 2.8% |
| 20 | B. Riley FBR | 0 | 0.0% | 0 | 0.0% |

1. Credit for Bookrunner Volume is awarded to the sole bookrunner or split equally among joint bookrunners